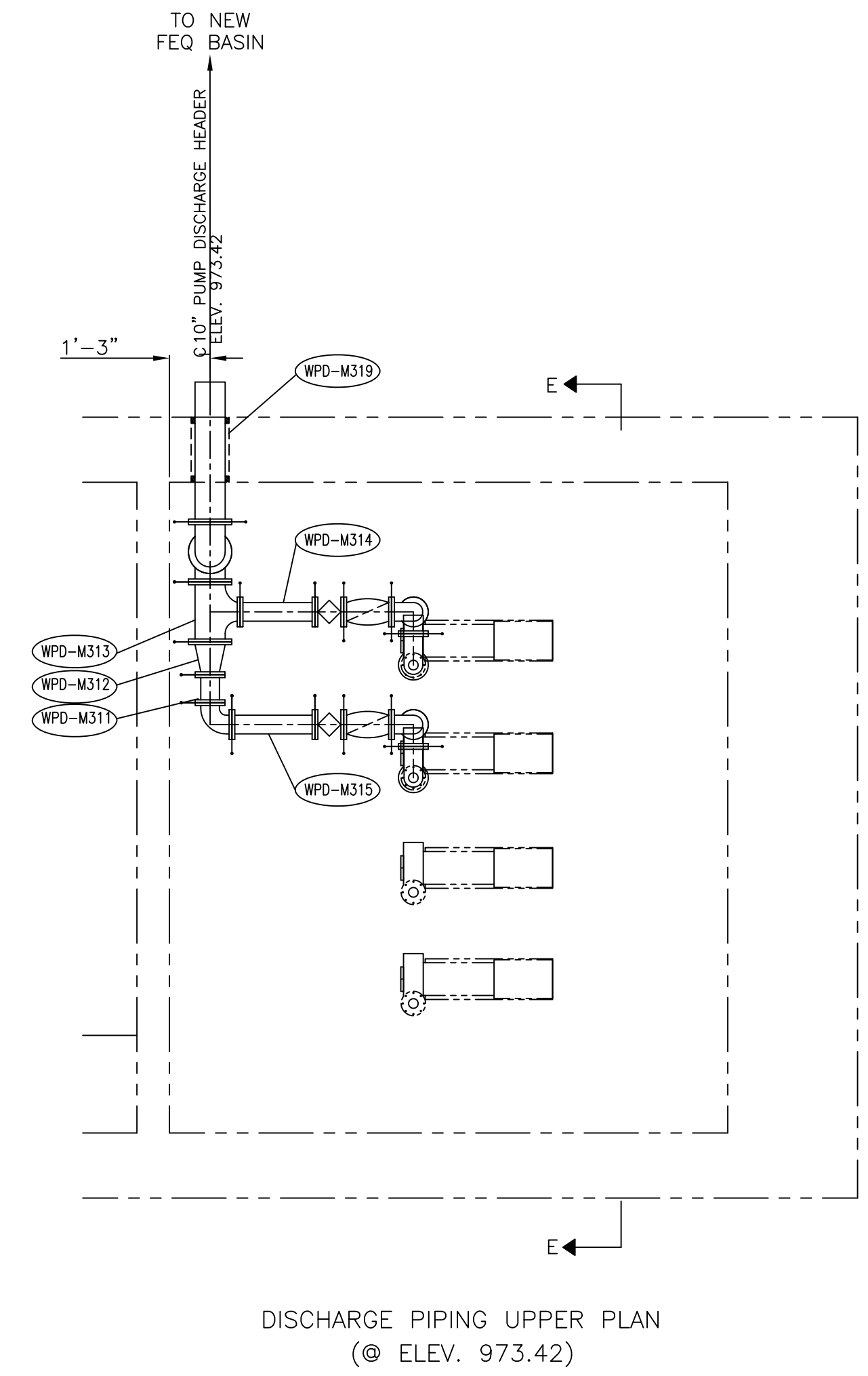
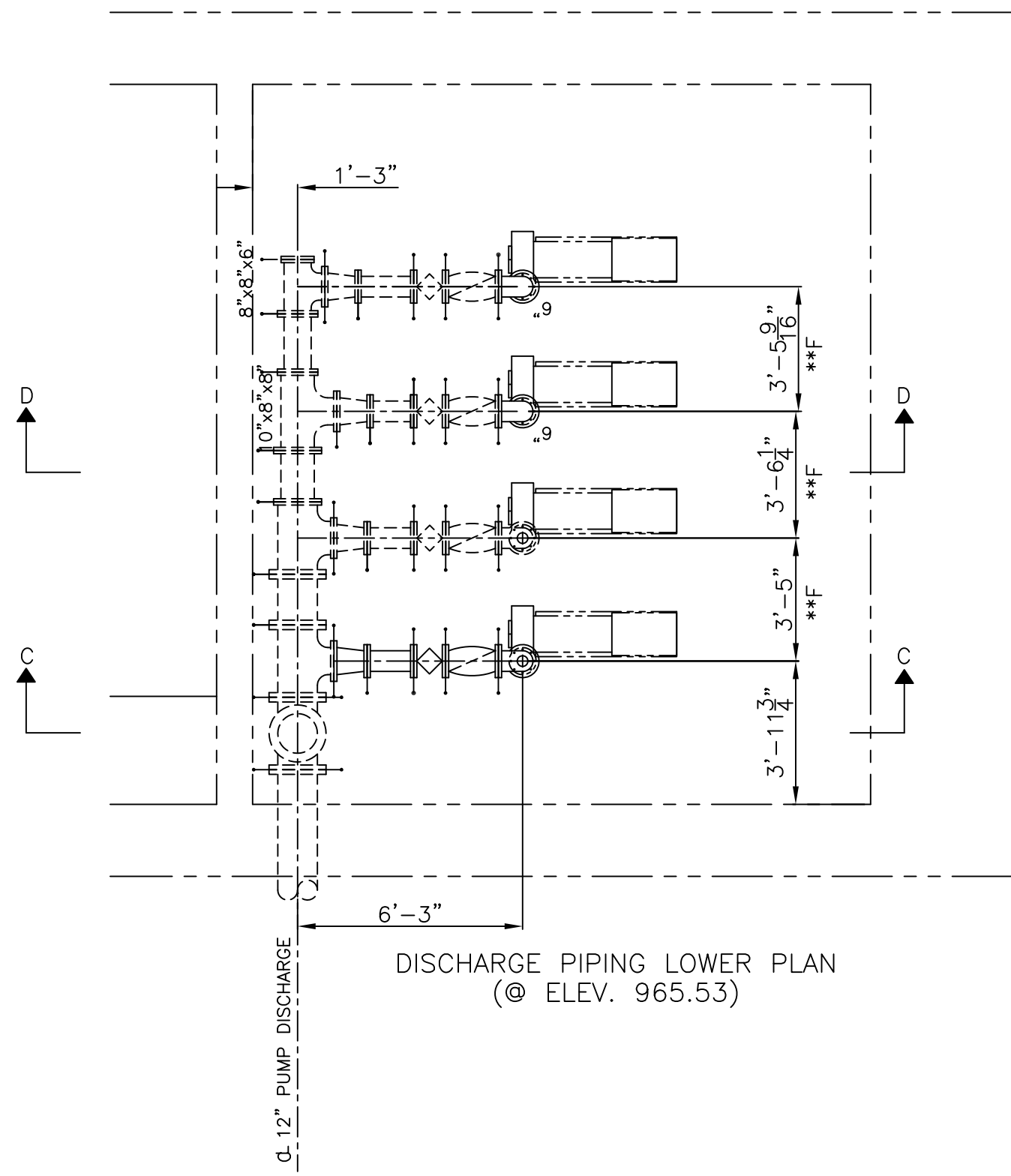


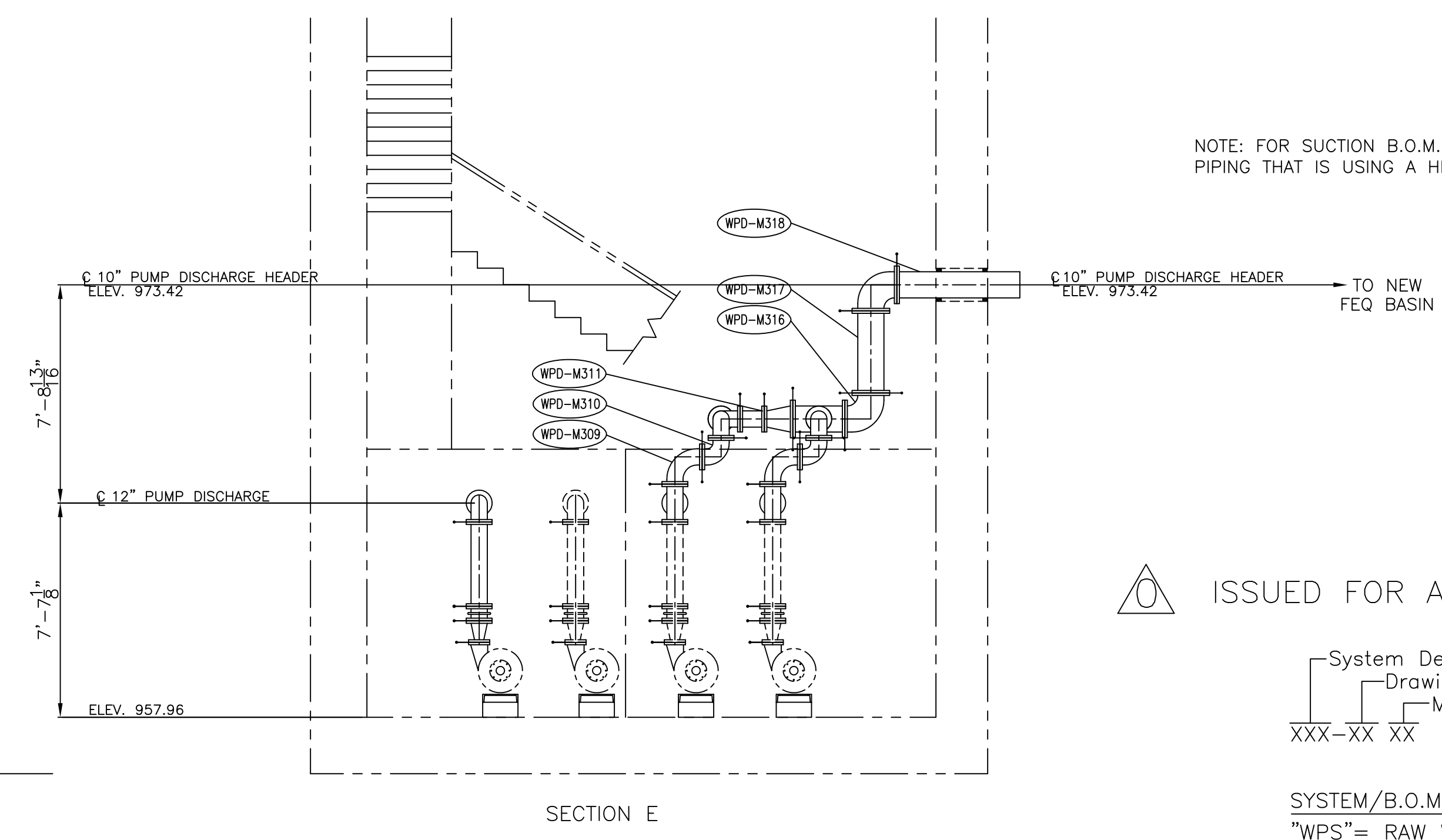
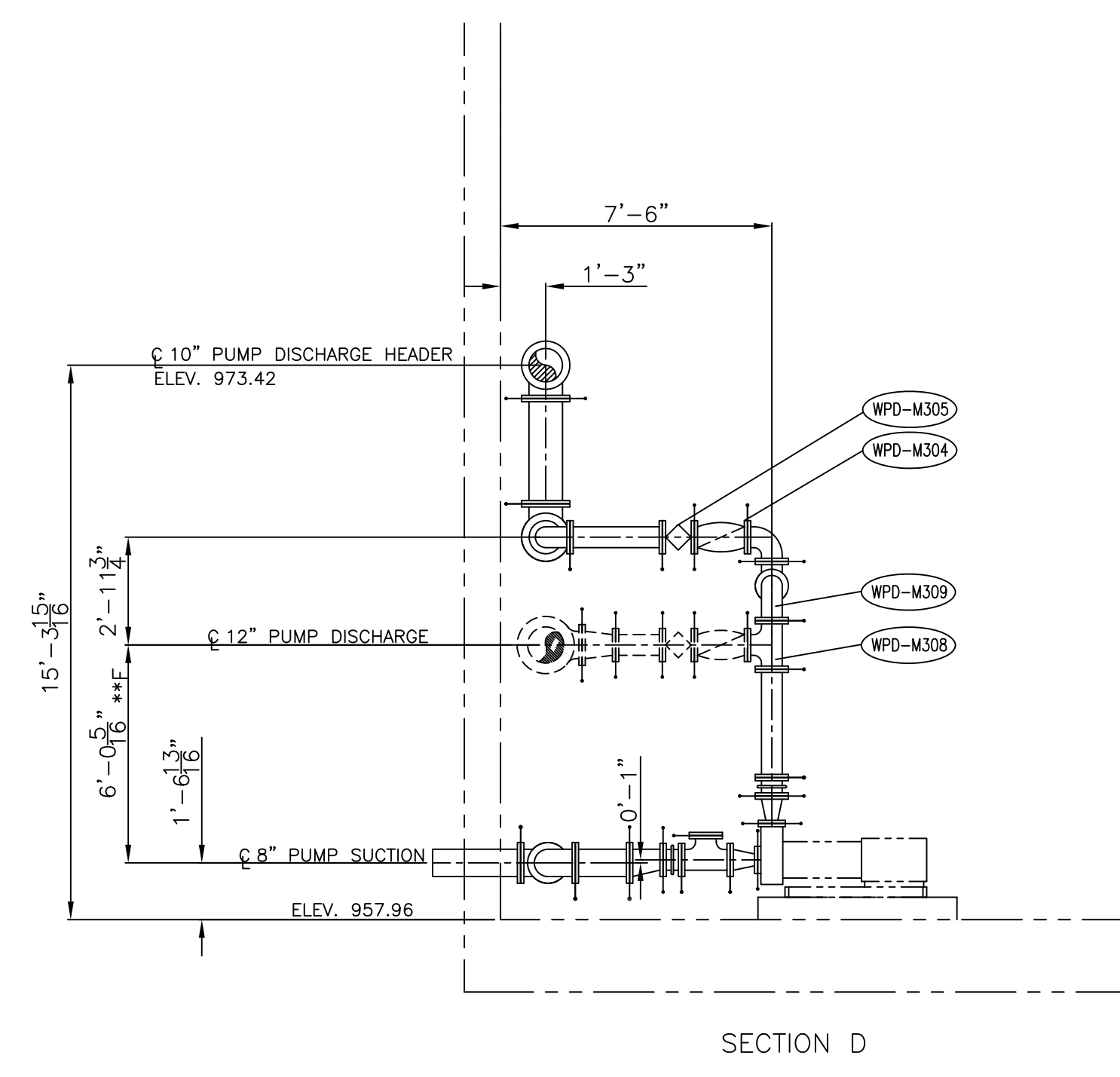
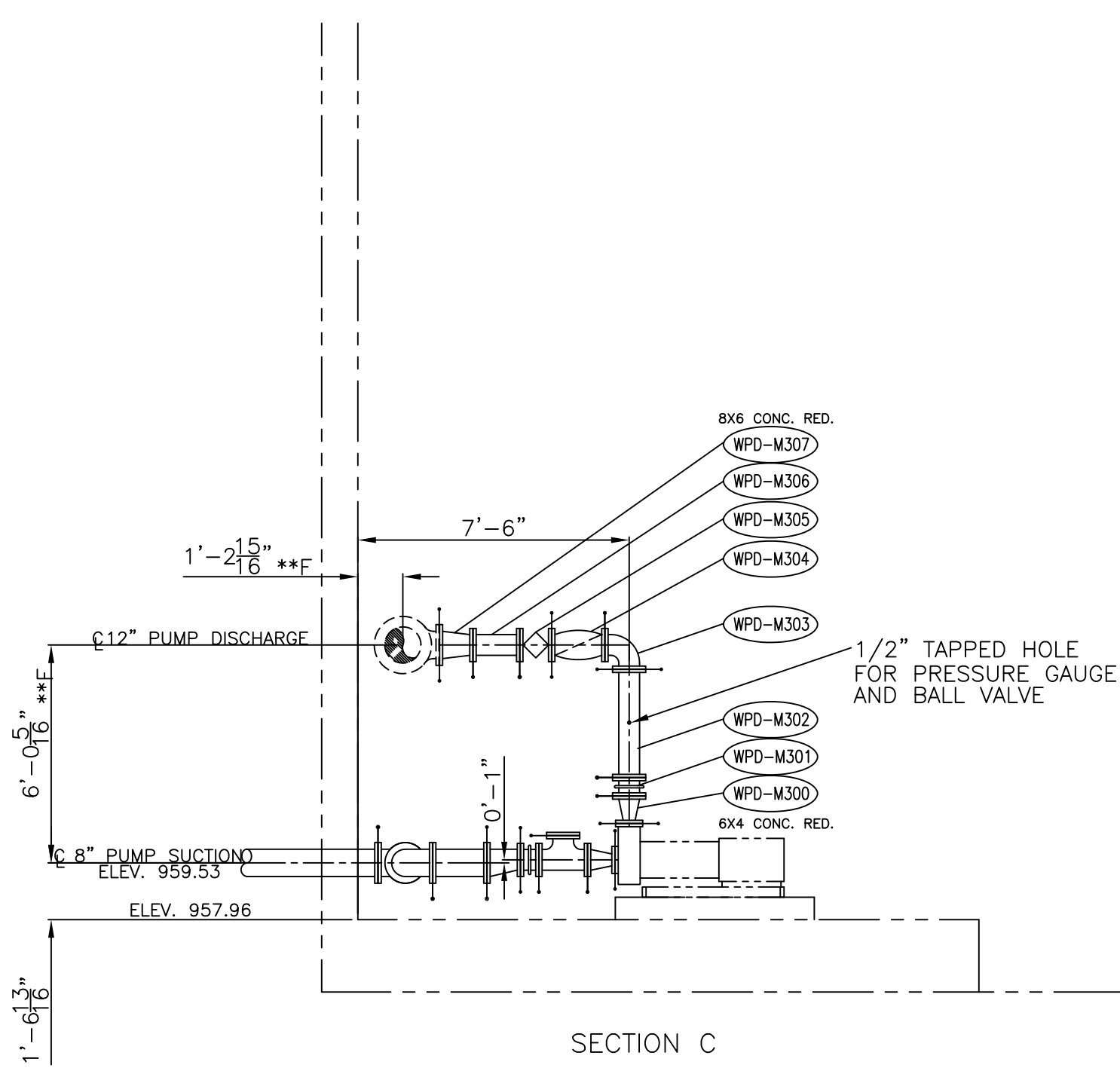
BILL OF MATERIAL FOR: VILLAGE OF SEVILLE, OHIO
RAW WASTEWATER PUMPING BUILDING PIPING PLAN

MARK No.	QUANT.	SIZE	DESCRIPTION	LENGTH (LAY. LENGTH)
WPD = RAW WASTEWATER PUMP DISCHARGE				
WPD-M300	1	6x4"	DIP FLG CONC. REDUCER C.L. CL.110	9.0"
WPD-M301	1	6"	FLG. RUBBER EXPANSION JOINT	6.0"
WPD-M302	1	6"	DIP FLG x FLG C.L. CL.53	2' 11 13/16"
WPD-M303	6	6"	DIP FLG 90° BEND C.L. CL.110	8.0"
WPD-M304	3	6"	SERIES 250 SWING CHECK VALVE	17.50"
WPD-M305	3	6"	ECCENTRIC PLUG VALVE	10.50"
WPD-M306	1	6"	DIP FLG x FLG C.L. CL.110	1' 3 3/8"
WPD-M307	1	8"x6"	DIP FLG CONC. REDUCER C.L. CL.110	11.00"
WPD-M308	2	6"	DIP FLG TEE C.L. CL.110	8.0x8.0x8.0
WPD-M309	2	6"	DIP FLG L.R. 90° BEND C.L. CL.110	11.5"
WPD-M310	5	6"	DIP FLG 90° BEND C.L. CL.110	8.0"
WPD-M311	1	6"	DIP FLG x FLG C.L. CL.53	0'-10 3/16"
WPD-M312	2	10"x6"	DIP FLG CONC. REDUCER C.L. CL.110	12.00"
WPD-M313	1	10"x6"	DIP FLG TEE C.L. CL.110	11.00"
WPD-M314	1	6"	DIP FLG x FLG C.L. CL.53	2'-3 1/2"
WPD-M315	1	6"	DIP FLG x FLG C.L. CL.53	2'-6 1/2"
WPD-M316	2	10"	DIP FLG 90° BEND C.L. CL.110	11.0"
WPD-M317	1	10"	DIP FLG x FLG C.L. CL.53	2'-10 13/16"
WPD-M318	1	10"	DIP FLG x FLG C.L. CL.53	4'-3 1/2"
WPD-M319	1	10"DIP	14" CORED HOLE w (10) L.S. #400	--

HARDWARE				
---	1	4"	HARDWARE (BOLTS) W/GASKET	1/8"
---	26	6"	HARDWARE (BOLTS) W/GASKET	1/8"
---	2	8"	HARDWARE (BOLTS) W/GASKET	1/8"
---	5	10"	HARDWARE (BOLTS) W/GASKET	1/8"



**F = "FIELD VERIFIED"



NOTE: FOR SUCTION B.O.M. SEE DRAWING F-M2-01
PIPING THAT IS USING A HIDDEN LINETYPE IS EXISTING

ISSUED FOR APPROVAL AND RELEASE

System Designation
Drawing Number
Mark Number
XXX-XX XX

SYSTEM/B.O.M. LEGEND:
"WPS" = RAW WASTEWATER PUMP SUCTION
"WPD" = RAW WASTEWATER PUMP DISCHARGE

NO.	REVISION	DATE	BY	TRUMBULL INDUSTRIES		
1				1040 N. Meridian Rd., PO Bx 1556, Youngstown, Oh 44501		
2				TSI (330) 799-3333 FAX (330) 797-3215		
3				RAW WASTEWATER PUMPING BUILDING PIPING PLAN		
4	RELEASED FOR REVIEW & COMMENTS	9-26-12	JLH	DATE 9-26-12	SCALE 1/4" = 1'-0"	Job Name:
CHECKED BY:				REV. 00	CAD FILE	DWG NO. F-M3-02
DRAWN BY: JLH/TSI						